



Gleanings

a monthly newsletter from The Gesneriad Society, Inc.

(articles and photos selected from Chapter newsletters, our journal GESNERIADS, and original sources)

Volume 1, Number 4

July 2010

Welcome to the fourth issue of **Gleanings**! This new project of The Gesneriad Society is a monthly e-zine, posted as a free download on our Society Website, www.gesneriadsociety.org. This issue of **Gleanings** includes photos of the 54th Annual Gesneriad Society Convention Flower Show in Vancouver, BC, Canada. Also included is an article about transporting plants by air and an article about growing Episcias.

Hope you enjoy **Gleanings**.

Mel Grice, Editor



**Vancouver was truly our passport to interesting and unusual gesneriads!
The journey begins on the next page.**

Gesneriad Society 2010 Flower Show photos

Featuring some of the special plants exhibited but not awarded blue ribbons


(Go to www.gesneriadsociety.org to view photos of the award winners in each class)



Kohleria 'HCY's Jardin de Monet' (above and top right) exhibited by Bill Price



Achimenes misera (right) exhibited by Bill Price




Achimenes 'Peach Glow' (below and bottom right) exhibited by Ben Paternoster.



Photos courtesy of Mel Grice




Bill Price's entry of *Chirita* 'Moon Walker'



Paradrymonia lineata
exhibited by Bill Price



Henckelia malayana
(on the right) "requires a humid environment and medium light levels. It produces attractive short-lasting light yellow flowers" according to Bill Price.



Challenge class design by Jill Fischer





Members of the Vancouver African Violet and Gesneriad Society rented space in a greenhouse to propagate and grow on nearly 3,000 gesneriads for the convention plant sale.

Arleen Dewell on one of the many visits made to the greenhouse to care for all the sale plants



Kohleria 'Peridots Pakal'



Sinningia 'Peridots Crinkled Silk'



Sinningia 'Peridots Bubbling Butter'

New hybrids from Iain James — photos courtesy of Dale Martens



Streptocarpus 'Blue Mars' and *Streptocarpus* 'Fleischle Roulette Cherry' exhibited by Ken Li
photos courtesy of Wallace Wells



Underwater arrangement — “Baby Beluga”
designed by Barb Festenstein



Chirita gemella x *Chirita linearifolia* exhibited by Peter Shalit



Sinningia eumorpha 'Saltao' x *Sinningia piresiana*
exhibited by Peter Shalit

Flying with Gesneriads

Karyn Cichocki <kdc05@ptd.net>
Lafayette, New Jersey, USA

When I decided that I wanted to make up a plant collection for the convention auction this year, I started to think about how I would pack the plants so that they would travel well on the airplane. Then I thought it would be a great marketing idea if I could pack them in a way that they could be easily taken on a plane if the person who won the bid was flying.

I had planted seedlings that I started back in February in 1" pots. My original plan was to make a cardboard collar that would slip over the pots, holding them in place in the container they would be placed in. I planned on putting twelve plants in the collection, but size and the demise of some of the seedlings brought the count to nine. This actually worked out well as I was able to get a container that would hold the nine pots tightly together. It was high enough that I could leave the 4" labels in the pots. The next step was to cover the pots so the soil would not fall out if the container was put on its side, or even upside down as

sometimes happens when going through airport security. I carefully placed Scotch tape over the top of the pot leaving a bit of room around the plantlet. I taped two pots with the Scotch tape when I realized that this tape is sometimes not easy to remove, so I switched over to masking tape. Once all

the pots were taped, I put a piece of white florist stickum on the bottom of each pot and then pressed the pots down into the container. This would hold the pots down and keep them secure in the container. I thought of hot gluing the pots to the bottom of the plastic container, but I was afraid that the glue might break away from either the pot or container. This system works quite well and you can turn the container upside down without fear that any soil, plant or pot will come out of the

container. The same method could be used for larger plants. I hope this will encourage people to bring plants to future conventions when traveling by air.



Growing Episcias in Drier Climates

Leonard Re <buffboy@socal.rr.com>
Fountain Valley, California, USA

Episcias can be successfully grown in drier climates. I live in Southern California which is a semi-arid climate. I'm about five miles inland from the Pacific Ocean with a Fahrenheit temperature range in the 60's to 80's most of the year. Our humidity runs around 30-40%. The main exception occurs in the October-November timeframe when the winds reverse and blow from the desert to the ocean. During this time, the temperatures increase to the 90's and the humidity drops to the 10-15% range.

I grow all my Episcias uncovered except for the pinks such as *Episcia* 'Unpredictable Helen', *Episcia* 'Unpredictable Valley', and *Episcia* 'Cleopatra'. However, I do grow *Episcia* 'Pink Smoke' uncovered and it does great. I use my standard AV mix – peat moss, vermiculite, perlite (1-1-1) with a little dolomite lime and charcoal. I use the same fertilizers that are given to my African Violets. I rotate DynaGro (1/2 tsp. to a gallon of water), Jack's Bloom Booster 10/30/10 (1/4 tsp to a gallon of water), Eleanor's VF-11 (4 capfuls to a gallon of



Episcia 'Thad's Pink Flamingo'



Episcia 'Pink Smoke'

water), and Urea-free Orchid Fertilizer 20/10/20 (1/4 tsp to a gallon of water). I use distilled water adding 10 drops of "pH Up" per gallon.

All Episcias are grown either under a four-tube fixture (using cool whites) or right next to the light stand on individual TV trays. They all receive an early-morning misting with the distilled water (including the "pH Up" additive but no fertilizer). I like to start my Episcias by planting three sturdy stolons into an Oyama pot. After they are established, and have developed about three additional stolons on each original stolon, I transplant them into a large 6" pan pot using two wicks for proper water absorption. By removing the extra stolons (beyond 3 or 4) and the flowers, I have larger foliage with better coloration. I certainly enjoy growing Episcias and especially love those recently developed by Thad Scaggs and Betty Cessna.



Episcia 'Coco'



Unnamed Betty Cessna hybrid

The unnamed Betty Cessna hybrid shows one of my growing pots with an AV ring on it to support it at the beginning before I move them into salad bowls. AV rings are removed at the time of transplanting. The photo above shows the bowl I use when the plant grows larger. It is actually a plastic salad bowl that I buy from a restaurant supply house.

This article appeared originally in GESNERIADS Vol. 59, No. 3, Third Quarter 2009, Jeanne Katzenstein, editor. Read other interesting articles like this about gesneriads by becoming a member of The Gesneriad Society and receiving our quarterly 56-page journal.



Can you identify the tall plant in this photo? If not, see the next issue.

From the editor —

The next issue of **Gleanings** will have lots more photos from the Vancouver convention — award winners as well as interesting and unusual plants that you don't see very often. If you have suggestions, comments, or items for possible inclusion in future issues, please feel free to contact me at editor.gleanings@gesneriadsociety.org.

Mel

Consultants Peter Shalit
Jeanne Katzenstein

Internet Julie Mavity-Hudson
Communications Paul Susi

Newsletter Mel Grice
Editor 2019 Crosswind Ct.
Englewood, OH
45322 USA

editor.gleanings@gesneriadsociety.org

Permission to reprint from **Gleanings** is granted, provided that credit is given to the author and the publication.

Donations

The Gesneriad Society, Inc. is a tax-exempt organization with an IRS section 501 (c)(3) status for donations. You can make your donations online at www.gesneriadsociety.org. You may also send your donation (check payable to The Gesneriad Society) to:

Paul Susi, Development Chairperson
117-01 Park Lane South, Apt. C1A, Kew Gardens, NY 11418
For additional information, contact: <development@gesneriadsociety.org>.

Membership and Changes of Address

The Gesneriad Society Membership Secretary, Bob Clark,
1122 East Pike Street, PMB 637, Seattle, WA 98122-3916 USA

Changes of Address — Send changes of address to the Membership Secretary <membership@gesneriadsociety.org> 90 days prior to moving to avoid missing an issue. The Society is not responsible for replacing issues missed because of late notification of address changes. Back issues may be ordered from The Gesneriad Society Publications.

Renewals — Send dues to the Membership Secretary. A Renewal Notice is sent two months prior to the expiration date of your membership. (The expiration date is printed on your mailing label/membership card on the back cover of GESNERIADS.) Please remit your dues prior to the expiration date to avoid missing an issue as we are not responsible for replacing issues missed because of late payment of dues. Back issues may be ordered from Publications.

Application for Membership — The Gesneriad Society, Inc.

WELCOME — membership in our international society includes quarterly issues of *GESNERIADS — The Journal for Gesneriad Growers*, a copy of *How to Know and Grow Gesneriads*, a packet of gesneriad seeds and a wealth of information about our Chapters, Flower Shows, Publications, Research, Slide Programs and Seed Fund. Membership begins upon receipt of dues.

New Member Date _____

Renewal Membership # _____

Name _____
FAMILY NAME GIVEN NAME MIDDLE INITIAL

Address _____
STREET

_____ CITY STATE ZIP CODE COUNTRY

Email _____ Telephone _____

(Rates in US\$)	Mailing in US 1 year	Mailing in US 3 years	Mailing outside US 1 year	Mailing outside US 3 years
<input type="checkbox"/> Individual	\$25	\$70	\$30	\$85
<input type="checkbox"/> Family	\$26	\$73	\$31	\$88
<input type="checkbox"/> Sustaining (minimum)	\$35	\$105	\$40	\$120
<input type="checkbox"/> Research (minimum)	\$50	\$150	\$55	\$165
<input type="checkbox"/> Life	Mailing in US \$375		Mailing outside US \$450	

GESNERIADS is mailed first-class to members outside the US and bulk-rate within the US.

I wish to make an additional tax-deductible contribution of \$ _____

Elvin McDonald Research Endowment Fund Nellie D. Sleeth Scholarship Endowment Fund

Frances Batcheller Endowment Fund Convention Speakers Fund Gesneriad Research Center Fund

In Honor Memory of _____

Please make checks or money orders payable in US\$ on a US bank to: **The Gesneriad Society**

Or, charge my VISA, or MasterCard

Card # _____ Exp. Date _____

Signature _____ Amount _____

Mail to: **The Gesneriad Society Membership Secretary, Bob Clark,
1122 East Pike St., PMB 637, Seattle, WA 98122-3916 USA**

For application online: www.gesneriadsociety.org