




# Gleanings

a monthly newsletter from The Gesneriad Society, Inc.

(articles and photos selected from chapter newsletters, our journal *Gesneriads*, and original sources)

Volume 7, Number 9

September 2016



Welcome to the latest issue of **Gleanings**! This issue includes Patrick Forgey's article on making hypertufa pots, photos from the Tennessee Gesneriad Society Flower Show, information about the next webinar, and Dale Martens' observations on webinars in action.

Hope you enjoy **Gleanings**!

Mel Grice, Editor



*Eucodonia* 'Pat's Pet Ostrich' is blooming in my house. I acquired rhizomes of this Dunlap hybrid at the Gesneriad Society Convention in Nashville. The rhizomes have been multiplying and this year produced an attractive plant. I took it to my Ohio State AVS show and won best rhizomatous plant with it. It had even more blossoms on it than you see here.

Mel Grice



# Club Project: Making Drop Pots, aka Draped Hypertufa Flower Pots/Planters

Patrick Forgey  
[patricklee888@comcast.net](mailto:patricklee888@comcast.net)  
Seatac, Washington, USA

On May 15<sup>th</sup> of this year, fourteen members of the Puget Sound Gesneriad Society took a hands-on class in creating draped hypertufa flower pots/planters. The class was taught by our friend, Charlene Kaperick of the Saintpaulia Society of Tacoma, at her home. It was a learn as you go process, so our first projects weren't entirely perfect, yet we did pretty well. And we had a great time mucking around with the, well, muck. It was more fun than making mud pies when we were kids!

We had dry ingredients, such as Portland cement and sand, already mixed up in tubs. To that we added water and started stirring. When we had a thick slurry, we dropped in wet cotton towels and squished them around so they absorbed as much of the mixture as possible. Over a variety of inverted forms, such as nursery pots and plastic coffee canisters, we draped our saturated towels and adjusted the folds to our liking. Then the pots went through a drying process over three nights, were removed from their forms and allowed to continue curing for a few more days. They just needed drain holes drilled and they were ready to plant.



Patrick Forgey photo



Charlene Kaperick photo

There are numerous “recipes” for the concrete medium, with ingredients that might include perlite, vermiculite, mortar mix, sand and/or peat moss. The dry Portland cement comes in gray or white. Concrete dyes can be added and the finished pots can also be painted. Many find the natural color appealing. Here are a couple of links that will take you to videos, photos and more details about ingredient options and instructions:

<https://www.youtube.com/watch?v=7D1AaQEfcok>

<http://www.thehypertufagardener.com/category/draped-hypertufa/>

(YouTube offers numerous videos on this topic)

The pots lend themselves primarily to outdoor use and are well suited to containing



annuals, perennials or even small shrubs. In the right application, they could be used for gesneriads that can be grown outdoors during the summer. Our project was very fun and I am toying with ideas for variations when I mix up my own batch of hypertufa slurry in fall's cooler temps. Consider giving it a try!

Patrick Forgey  
PSGS President



Pat Shandrow photo



Patrick Forgey photo



Pat Shandrow photo



# Tennessee Gesneriad Society Flower Show



*Sinningia* 'Li'l Georgie' Best in Show  
Brad Walker



*Saintpaulia* hybrid  
Peggy Adamson



*Smithiantha* 'Sassy Redhead'  
Julie Mavity-Hudson

Julie Mavity-Hudson photos





*Aeschynanthus longicaulis*  
Jonathan Chisam



*Achimenes* 'Yellow English Rose'  
Ella Melnychenko



*Achimenes* 'Camille Brozzoni'  
Julie Mavity-Hudson

Julie Mavity-Hudson photos





Natural Garden  
Brad Walker

Julie Mavity-Hudson photos



*Sinningia leopoldii*  
Jonathan Ertelt





Terrarium  
Julie Mavity-Hudson

Julie Mavity-Hudson photos



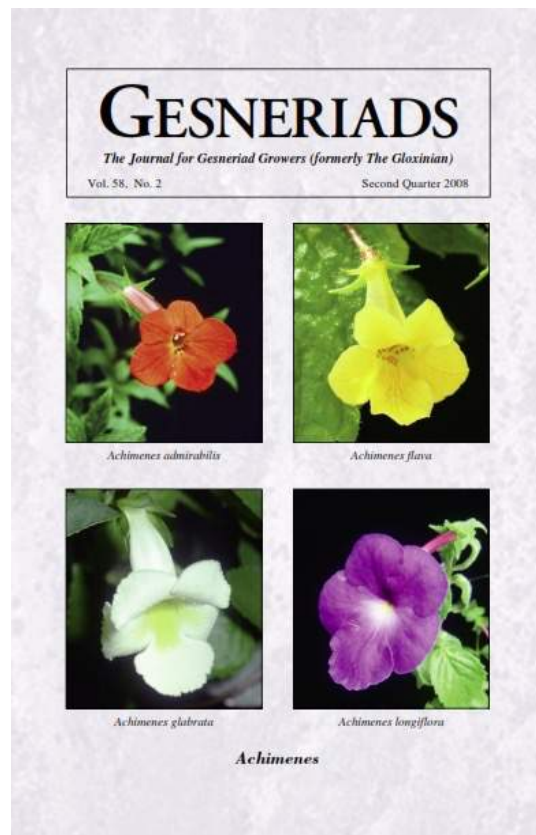
*Alloplectus cristatus* ABG 2006 2752  
Julie Mavity-Hudson

This *alloplectus* was received from the Atlanta Botanical Gardens in 2015. Its first summer, it was grown outside in a shady area, but since the fall of 2015 it has been grown under two T8 tubes near the edge of the light on capillary matting. This is a New World gesneriad from South America. The beautiful purple hairs on the leaves add to its interest. It is very easy to grow. The blooms are yellow with a red calyx.



# Next Gesneriad Society Webinar

Get a free PDF copy of the journal *Gesneriads* featuring *Achimenes* when you register for the newest gesneriad webinar! The current President of The Gesneriad Society, Julie Mavity-Hudson, will be giving a webinar on *Achimenes* on Tuesday, October 4, 2016, at 9:00 p.m. EDT. She grows around 90 different varieties and will be sharing her considerable knowledge and answering questions from the audience. You do not have to be a member of The Gesneriad Society to watch the hour long, live premier. If you can't attend the premier, register anyway to get the free journal and within 24 hours of the premier, you can watch it over and over, anytime until the expiration date of March 31, 2017. Please register at least 24 hours before Tuesday night as it is often overwhelming to process last minute registrations.



## Growing and Showing *Achimenes*

with Julie Mavity-Hudson



**Julie Mavity-Hudson**



***Achimenes* 'Glory' - grown by Eileen McGrath**



# Webinars in Action

Dale Martens showed Mel Grice's *Primulina* webinar to her local Quad Cities AVS group in July. Their regular meeting place does not have internet service so Dale invited everyone to her townhouse to view the webinar on her television.

Judi DuPont (bright red blouse, head back) and Bonnie Formella (light blue blouse next to big empty chair) are members of the Northern Illinois Gesneriad Society.

Webinars make great programs for your clubs.




Sign up now at: <https://the-gesneriad-society.myshopify.com/collections/webinars>

Dale Martens is on The Gesneriad Society's webinar team along with Mary Schaeffer and Paul Susi.



Dale Martens photos





**From the editor —**

This issue is late because I was show chair of the Ohio State AVS and because my computer died. It took a whole week to get a new computer and set everything up again so that I could produce the various newsletters that I edit. I hope that things in October will be more on schedule.

If you have suggestions, comments, or items for possible inclusion in future issues, please feel free to contact me at [melsgrice@earthlink.net](mailto:melsgrice@earthlink.net)

Mel

Consultants Peter Shalit  
Jeanne Katzenstein

Internet Julie Mavity-Hudson  
Communications Paul Susi

Newsletter Mel Grice  
Editor 2019 Crosswind Ct.  
Englewood, OH  
45322 USA  
[melsgrice@earthlink.net](mailto:melsgrice@earthlink.net)

Permission to reprint from **Cleanings** is granted, provided that credit is given to the author and the publication.

**Donations**

The Gesneriad Society, Inc. is a tax-exempt organization with an IRS section 501 (c)(3) status for donations. You can make your donations online at [www.gesneriadsociety.org](http://www.gesneriadsociety.org). You may also send your donation (check payable to The Gesneriad Society) to:

Betsy Gottshall, Development Chairperson  
108 Godshall Road, Collegeville, PA 19426  
For additional information, contact: [gottshb@verizon.net](mailto:gottshb@verizon.net)

**Membership and Changes of Address**

The Gesneriad Society Membership Secretary, Bob Clark,  
1122 East Pike Street, PMB 637, Seattle, WA 98122-3916 USA

**Changes of Address** — Send changes of address to the Membership Secretary <membership@gesneriadsociety.org> 90 days prior to moving to avoid missing an issue. The Society is not responsible for replacing issues missed because of late notification of address changes. Back issues may be ordered from The Gesneriad Society Publications.

**Renewals** — Send dues to the Membership Secretary. A Renewal Notice is sent two months prior to the expiration date of your membership. (The expiration date is printed on your mailing label/membership card received with each copy of *Gesneriads*.) Please remit your dues prior to the expiration date to avoid missing an issue as we are not responsible for replacing issues missed because of late payment of dues. Back issues may be ordered from Publications.

**Application for Membership — The Gesneriad Society, Inc.**

WELCOME — membership in our international society includes quarterly issues of *Gesneriads* — *The Journal for Gesneriad Growers*, a copy of *How to Know and Grow Gesneriads*, a packet of gesneriad seeds and a wealth of information about our chapters, flower shows, publications, research, programs and seed fund. Membership begins upon receipt of dues.

**New Member** Date \_\_\_\_\_

**Renewal** Membership # \_\_\_\_\_

Name \_\_\_\_\_  
FAMILY NAME GIVEN NAME MIDDLE INITIAL

Address \_\_\_\_\_  
STREET

\_\_\_\_\_ CITY STATE ZIP CODE COUNTRY

Email \_\_\_\_\_ Telephone \_\_\_\_\_

(Rates in US\$)	Mailing in US 1 year	Mailing in US 3 years	Mailing outside US 1 year	Mailing outside US 3 years
<input type="checkbox"/> <b>Individual</b>	\$25	\$70	\$30	\$85
<input type="checkbox"/> <b>Household</b>	\$26	\$73	\$31	\$88
<input type="checkbox"/> <b>Journal Subscription</b> <small>(organizations, chapters, affiliates)</small>	\$25	\$70	\$30	\$85
<input type="checkbox"/> <b>Individual Life</b>	Mailing in USA \$375		Mailing outside USA \$450	
<input type="checkbox"/> <b>Green Option</b>	Electronic journal copy (no print copy) for Individual or Household Members \$20 (one year), \$55 (three years) anywhere in the world			

I wish to make a tax-deductible contribution of \$ \_\_\_\_\_

Elvin McDonald Research Endowment Fund     Nellie D. Sleeth Scholarship Endowment Fund

Frances Batcheller Endowment Fund     Students and Speakers Convention Fund     Conservation Fund

In Honor     Memory of \_\_\_\_\_

Please make checks or money orders payable in US\$ on a USA bank to: **The Gesneriad Society**

Or, charge my  VISA, or  MasterCard

Card # \_\_\_\_\_ Exp. Date \_\_\_\_\_

Signature \_\_\_\_\_ Amount \_\_\_\_\_

Mail to: **The Gesneriad Society Membership Secretary, Bob Clark,**  
1122 East Pike St., PMB 637, Seattle, WA 98122-3916 USA

For application online: [www.gesneriadsociety.org](http://www.gesneriadsociety.org)